

## ATTRACTIONS



### Sleeping Beauty Castle

**Mobility impaired:** A lift is available for wheelchair users (ask for the access code in the Castle shop). For safety reasons, wheelchairs are not allowed into the Gallery during parades. The dungeon is not wheelchair accessible from the Castle's interior. Several steps to climb. See La Tanière du Dragon, below.  
**Visually impaired:** Attraction includes very dimly-lit areas.



### La Tanière du Dragon

**Mobility impaired:** Wheelchair accessible.  
Access with no steps is available from Central Plaza and from the path leading to La Chaumière des Sept Nains. Wheelchair users can also use the lift to access the attraction (ask for the access code in the Castle shop), no access during parades.  
Several steps to climb for direct access to/from the Castle's interior.  
**Visually impaired:** Attraction includes very dimly-lit areas, several steps.  
**Mental health disorder, autism, behavioural disorder, learning disability:** Attraction may frighten certain guests.



### Blanche-Neige et les Sept Nains®

**Mobility impaired:** Must transfer, step to climb.  
**Visually impaired:** Attraction includes very dimly-lit areas.  
Guide and assistance dogs are not allowed onto the attraction and must be left with a helper.  
**Mental health disorder, autism, behavioural disorder, learning disability:** Attraction may frighten certain guests, vehicles travel through the dark.  
**Lasts:** approximately 3 minutes.



### Les Voyages de Pinocchio

**Mobility impaired:** Must transfer, step to climb.  
**Visually impaired:** Attraction includes very dimly-lit areas.  
Guide and assistance dogs are not allowed onto the attraction and must be left with a helper.  
**Mental health disorder, autism, behavioural disorder, learning disability:** Attraction may frighten certain guests, vehicles travel through the dark.  
**Lasts:** approximately 3 minutes.



### Le Carrousel de Lancelot

**Mobility impaired:** Must transfer.  
Climb up onto the ride turntable, step to climb to board the carriage.  
**Visually impaired:** Guide and assistance dogs must ride in the carriage with their owner.  
**Lasts:** approximately 5 minutes.



### Peter Pan's Flight<sup>(1)</sup>

**Mobility impaired:** Must be ambulatory. If the ride needs to be evacuated, you must be capable of getting out of the suspended vehicle unassisted and going down steps, or even a ladder, and then walking approximately 50m.  
**Visually impaired:** Attraction includes very dimly-lit areas.  
Guide and assistance dogs are not allowed onto the attraction and must be left with a helper.  
**Lasts:** approximately 3 minutes.



### Disneyland Railroad - Fantasyland Station

**Mobility impaired:** Must transfer, two steps to climb.  
Wheelchairs can be folded up and loaded onto the train, or left in the station if guests wish to take the full trip around Disneyland® Park.  
**Lasts:** approximately 20 minutes.

✓ Suitable attraction











✗ Unsuitable attraction

(1): If the attraction is extremely busy, you may be asked to come back at a specific time later in the day.

● Authorisation to ride the attraction depends on the type of limb impairment you have (a full list is available from City Hall, Studio Services and our website).

② ③ ④ ⑤ Number of guests with a learning disability, mental health disorder, behavioural disorder or autism allowed onto the attraction as a group accompanied by at least one helper. No access restrictions for theatres and show venues.



									
✓	✓	✓	✓	✓	✓	✓	✓	✓	✓
✓	✓	✓	✓	✓	✓	✓	✓	✓	✓
X	✓	✓	✓	✓	✓	✓	✓	X	✓
X	✓	✓	✓	✓	✓	✓	✓	X	✓
X	✓	✓	✓	✓ <sup>5</sup>	✓	✓	✓	✓	✓
X	X	✓	●	✓	✓	✓	✓	X	✓
X	✓	✓	✓	✓	✓	✓	✓	✓	✓

## ATTRACTIONS



### Meet Mickey Mouse<sup>(2)</sup>

Meet Mickey Mouse backstage as he prepares for his show, surrounded by his props and all his favourite costumes.  
**Mobility impaired:** Wheelchair accessible, specially-adapted entrance.



### Dumbo the Flying Elephant

**Mobility impaired:** Must transfer, one step to climb.  
**Visually impaired:** Guide and assistance dogs are not allowed onto the attraction and must be left with a helper.  
**Lasts:** approximately 3 minutes.



### Alice's Curious Labyrinth

**Mobility impaired:** The entire labyrinth is wheelchair accessible.  
 The Queen of Hearts Castle is not wheelchair accessible (tight doorway & 86 steps).



### Mad Hatter's Tea Cups

**Mobility impaired:** Must transfer.  
 Warning: due to the centrifugal force generated by the spinning tea cups, this attraction is not suitable for guests who find it difficult to stay in a seated position.  
**Visually impaired:** Guide and assistance dogs are not allowed onto the attraction and must be left with a helper.  
**Lasts:** approximately 3 minutes.



### Casey Jr. - le Petit Train du Cirque

**Mobility impaired:** Must transfer  
**Visually impaired:** Guide and assistance dogs are not allowed onto the attraction and must be left with a helper.  
**Lasts:** approximately 3 minutes.



### Le Pays des Contes de Fées

**Mobility impaired:** Must transfer to a lower level seat.  
**Lasts:** approximately 3 minutes.



### "it's a small world"<sup>(1)</sup>

**Mobility impaired:** Wheelchair accessible, you can either board the ride directly on your wheelchair (specially-adapted boat) or transfer onto a seat.  
 Board via the exit situated to the left of the attraction.  
**Lasts:** approximately 10 minutes.



### Princess Pavilion<sup>(2)</sup>

A royal meet and greet with one of our Disney Princesses.  
**Mobility impaired:** Wheelchair accessible, specially-adapted entrance.



### Royal Castle Stage

Show stage. See the **Programme**.  
**Mobility impaired:** Wheelchair accessible (reserved spaces) or transfer onto a seat.

✓ Suitable attraction

✗ Unsuitable attraction











(1): If the attraction is extremely busy, you may be asked to come back at a specific time later in the day.

(2): The queuing area is wheelchair-friendly.

● Authorisation to ride the attraction depends on the type of limb impairment you have (a full list is available from City Hall, Studio Services and our website).

② ③ ④ ⑤ Number of guests with a learning disability, mental health disorder, behavioural disorder or autism allowed onto the attraction as a group accompanied by at least one helper. No access restrictions for theatres and show venues.



									
✓	✓	✓	✓	✓ 5	✓	✓	✓	✓	✓
X	✓	✓	✓	✓ 2	✓	✓	✓	✓	✓
✓	✓	✓	✓	✓ 5	✓	✓	✓	✓	✓
X	✓	✓	✓	✓ 4	✓	✓	✓	X	✓
X	✓	✓	✓	✓ 3	✓	✓	✓	X	✓
X	✓	✓	✓	✓	✓	✓	✓	✓	✓
✓	✓	✓	✓	✓	✓	✓	✓	✓	✓
✓	✓	✓	✓	✓ 5	✓	✓	✓	✓	✓
✓	✓	✓	✓	✓	✓	✓	✓	✓	✓

## ATTRACTIONS



### Buzz Lightyear Laser Blast<sup>(1)</sup> (2)

**Mobility impaired:** Wheelchair accessible, you can either board the ride directly on your wheelchair (specially-adapted vehicle) or transfer onto a seat.

**Strobe light effect.**

**Lasts:** approximately 5 minutes.



### Orbitron

**Mobility impaired:** Must transfer.

**Visually impaired:** Guide and assistance dogs are not allowed onto the attraction and must be left with a helper.

**Lasts:** approximately 3 minutes.



### Videopolis

Show stage. See the **Programme**.

**Visually impaired:** Attraction includes very dimly-lit areas.



### Disneyland Railroad - Discoveryland Station

**Mobility impaired:** Must transfer, two steps to climb.

Wheelchairs can be folded up and loaded onto the train, or left in the station if guests wish to take the full trip around Disneyland® Park.

**Lasts:** approximately 20 minutes.



### Star Tours

**Mobility impaired:** Must transfer, lift available.

Only one wheelchair per intergalactic flight.

**Visually impaired:** Attraction includes very dimly-lit areas.

Guide and assistance dogs are not allowed onto the attraction and must be left with a helper.

**Minimum height:** 1m02.

**Lasts:** approximately 7 minutes.



### Captain EO

**Mobility impaired:** Wheelchair accessible (reserved spaces) or transfer onto a seat.

**Visually impaired:** Attraction includes very dimly-lit areas, strobe light effect.

**Mental health disorder, autism, behavioural disorder, learning disability:** Attraction may frighten certain guests.

Certain guests may find the special effects and high-volume soundtrack disturbing.

**Lasts:** approximately 20 minutes.



### Les Mystères du Nautilus

**Mobility impaired:** Wheelchair users should use the lift situated in the main entrance.

**Visually impaired:** Attraction includes very dimly-lit areas.

**Mental health disorder, autism, behavioural disorder, learning disability:** Attraction may frighten certain guests.

*Buzz Lightyear Laser Blast is inspired by Disney•Pixar's Toy Story 2*

✓ Suitable attraction


✗ Unsuitable attraction











(1): If the attraction is extremely busy, you may be asked to come back at a specific time later in the day.

(2): The queuing area is wheelchair-friendly.

● Authorisation to ride the attraction depends on the type of limb impairment you have (a full list is available from City Hall, Studio Services and our website).

② ③ ④ ⑤ Number of guests with a learning disability, mental health disorder, behavioural disorder or autism allowed onto the attraction as a group accompanied by at least one helper. No access restrictions for theatres and show venues.



									
✓	✓	✓	✓	✓	✓	✓	✓	✓	✓
X	✓	✓	✓	✓ <sup>2</sup>	✓	✓	✓	✓	✓
✓	✓	✓	✓	✓	✓	✓	✓	✓	✓
X	✓	✓	✓	✓	✓	✓	✓	✓	✓
X	✓	✓	●	✓	✓	✓	✓	X	✓
✓	✓	✓	✓	✓	✓	✓	✓	✓	✓
✓	✓	✓	✓	✓ <sup>5</sup>	✓	✓	✓	✓	✓

ATTRACTIONS













**Space Mountain: Mission 2**  
**Mobility impaired:** Must transfer, transfer time approximately 45 seconds.  
**Mobility impaired, visually impaired (blind) or with a mental health disorder, autism, behavioural disorder or learning disability:** Each guest must be accompanied by a helper.  
**Visually impaired:** Attraction includes very dimly-lit areas.  
Guide and assistance dogs are not allowed onto the attraction and must be left with a helper.  
**Mental health disorder, autism, behavioural disorder, learning disability:** Attraction may frighten certain guests.  
**Minimum height:** 1m32.  
**Lasts:** approximately 3 minutes.



**Autopia**  
**WARNING:** cars are driven by guests and therefore there may be some jostling.  
**Mobility impaired:** Must transfer.  
**Visually impaired:** Must be accompanied, may not board a vehicle alone.  
Guide and assistance dogs are not allowed onto the attraction and must be left with a helper.  
**Minimum height:** 81cm.  
**Minimum height for driving a car alone:** 1m32.  
**Lasts:** approximately 5 minutes.

- ✓ Suitable attraction
- ✗ Unsuitable attraction
- Authorisation to ride the attraction depends on the type of limb impairment you have (a full list is available from City Hall, Studio Services and our website).
- 2 3 4 5 Number of guests with a learning disability, mental health disorder, behavioural disorder or autism allowed onto the attraction as a group accompanied by at least one helper. No access restrictions for theatres and show venues.



									
X	✓	✓	●	✓	✓	✓	✓	X	✓
X	✓	✓	●	✓	✓	✓	✓	X	✓



## ATTRACTION



### Disney Studio 1<sup>(2)</sup>

**Mobility impaired:** Wheelchair accessible.

**Visually impaired:** Includes very dimly-lit areas.

## ATTRACTIONS



### CinéMagique<sup>(2)</sup>

See the **Programme**.

**Mobility impaired:** Wheelchair accessible (reserved space or transfer onto a seat).

**Visually impaired:** Cinema, includes very dimly-lit areas, strobe light effect.

**Hearing impaired:** Reserved spaces for hearing impaired guests, attraction equipped with an induction loop.

**Mental health disorder, autism, behavioural disorder, learning disability:** Attraction may frighten certain guests.

Light rainfall effect in the cinema itself.

**Lasts:** approximately 30 minutes.



### Disney Junior<sup>(2)</sup>

See the **Programme**.

**Mobility impaired:** Wheelchair accessible (reserved space or transfer onto a seat).

**Hearing impaired:** Reserved spaces for hearing impaired guests, attraction equipped with an induction loop.

**Special effects:** Bubbles.

**Lasts:** approximately 30 minutes.



### Stitch Live!<sup>(2)</sup>

See the **Programme**.

**Mobility impaired:** Wheelchair accessible (reserved space or transfer onto a seat).

**Hearing impaired:** Reserved spaces for hearing impaired guests, attraction equipped with an induction loop.

**Lasts:** approximately 15 minutes. Shows every 15 minutes.



### The Twilight Zone Tower of Terror™<sup>(2)</sup>

**Mobility impaired:** Must transfer.

**Mobility impaired, visually impaired (blind) or with a mental health disorder, autism, behavioural disorder or learning disability:** Each guest must be accompanied by a helper.

**Visually impaired:** Includes very dimly-lit areas, light effects.

Guide and assistance dogs are not allowed onto the attraction and must be left with a helper.

**Minimum height:** 1m02.

**Lasts:** approximately 5 minutes.



### Studio Tram Tour: Behind The Magic<sup>(1) (2)</sup>

**Mobility impaired:** Wheelchair accessible – platform lift to board a specially-adapted vehicle, or transfer onto a seat.

Several scenes involve sudden movements that children and some adults may find frightening. Good sitting balance required, some jostling may occur.

**Mental health disorder, autism, behavioural disorder, learning disability:** Attraction may frighten certain guests.

This is a particularly noisy attraction.

Guests may get splashed.

**Lasts:** approximately 45 minutes.

*The Twilight Zone Tower of Terror™ is inspired by The Twilight Zone®, a registered trademark of CBS Inc. All Rights Reserved.*

✓ Suitable attraction

✗ Unsuitable attraction





















(1): If the attraction is extremely busy, you may be asked to come back at a specific time later in the day.

(2): The queuing area is wheelchair-friendly.

● Authorisation to ride the attraction depends on the type of limb impairment you have (a full list is available from City Hall, Studio Services and our website).

② ③ ④ ⑤ Number of guests with a learning disability, mental health disorder, behavioural disorder or autism allowed onto the attraction as a group accompanied by at least one helper. No access restrictions for theatres and show venues.



									
✓	✓	✓	✓	✓	✓	✓	✓	✓	✓
									
✓	✓	✓	✓	✓	✓	✓	✓	✓	✓
✓	✓	✓	✓	✓	✓	✓	✓	✓	✓
✓	✓	✓	✓	✓	✓	✓	✓	✓	✓
✓	✓	✓	✓	✓	✓	✓	✓	✓	✓
✗	✓	✓	●	✓	✓	✓	✓	✗	✓
✓	✓	✓	✓	✓	✓	✓	✓	✓	✓

5